



# Bible Tools

Electronic and that *other* way.  
The electronic tools—Bibleworks, Logos,  
etc., basically do the same thing. They  
just do it more easily.




With electronic sources the clicking will be different depending on the program.

Check the dates of your sources!


*Free online sources can be very old!*

The electronic tools are undoubtedly easier and cover a lot of ground quickly. The free ones are a little less powerful.




# Freebies:

- E-sword (download)
- Biblestudytools.org
- Blueletterbible.org
- Studylight.org
- Biblehub.com
- And undoubtedly many others!




# One way to approach things:



- Get the BIG picture first.
  - ✓ Close in on the passage until you get down to the word level.
  - ✓ Move from encyclopedias to commentaries to dictionaries.



As a first stop, you might want to try, ISBE or another Bible encyclopedia. For instance, read the article on Jericho or Babylon or Glory.



- The International Standard Bible Encyclopedia.
- Baker Encyclopedia of the Bible.
- Zondervan Pictorial Encyclopedia of the Bible.



# Now go to a commentary!



Choose your commentary carefully according to your need. See next slide.

Remember, too. Just because it's in a commentary doesn't mean it's right or important.

Just because you took the time to read it doesn't mean you have to take the time to share it!



Bible Study might involve the use of commentaries. Commentaries, like Bible study itself, can be oriented either toward devotional or scholarly approaches. There is no clear line separating the two kinds, and it may be best to think of it as a continuum. Some commentaries are hybrids.



- **Devotional approaches** will emphasize your spiritual growth and personal issues. They intend to inspire and reinforce your faith. They avoid controversy, and assume that a single interpretation is shared by most the readers. Devotional commentary emphasizes personal application.
- **Scholarly commentaries** are less personal and more objective. They emphasize historical context, grammar, word studies, theological significance, and various interpretations. They raise questions and may contradict cherished interpretations. Scholarly commentary emphasizes objective analysis. They don't really care how you 'feel' about what they report.



## If you want to go to the word-level.

Is a word in your passage particularly interesting?

Look the word up in Strong's or an appropriate concordance. Write down the Strong's number. Look it up in the Dictionary of the Greek Testament in the back of Strong's.

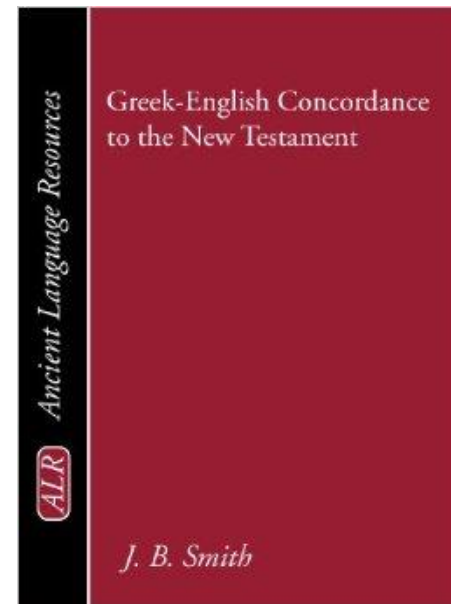

- See the transliteration.
- See the definition.
- See other passages of interest.





# Go to a Greek-English Concordance

- How has this word been translated in other passages?
- find some other passages where it appears.



# Double Check by going to the New Englishman's Concordance.



The New Englishman's Concordance tells you how many times and where the Greek word appears.

How many times does the Greek word appear in the New Testament?


Any surprises?

Astound your friends with this term:

A ***hapax legomenon*** is a word that used in only one instance in the Bible.



Now let's check for some more meaning. Look your word up in various dictionaries. The Strong's number might really help!




- *Vine's*. Easy & cheap (and outdated.)\*
- *Kittel's*. Harder & considerably more authoritative.
- *Bauer's*. Really only of interest to Greek wonks, but very powerful.

\*lots of papyrii have been found since Vine's day and they give insights into meaning and usage.



# Remember...



- Greek & Hebrew experts don't always agree on word meanings.
- Words have meaning in contexts, and so Bible commentaries are just as important as Bible dictionaries.
- The Bible does not assure us that the same word will always be used the same way with the same meaning every time it appears.



# Word studies...

- Can get you into trouble.
  - Be cautious about strong or controversial claims based on word studies.

